



FEATURES

Full Automatic Control with foot pedal
Quick Change Tool and Die rack
Energy Saving and Safety Operation
Automatic PLC Control Modul Built in

OPTIONS

Back stop device
Camera and monitor
Custmized die sets
Custmized voltage
Custmized Logo
110V/220V 1 Phase
230V/440V/480V 3 Phase

TECHNICAL DATA

Max crimping dia (mm/inch) ¹⁾	87/3.42
Max crimping dia with master dies (mm/inch)	109/4.3
Max crimping force (KN)	2800
Max crimping force (tonnage)	280
Cycle time 10 mm (s) ^{2) 3)}	4
Hydraulic hose size (inch)	2 *
Industrial hose size (inch)	3.42 *
Die set series	32
Max opening (mm) ⁴⁾	+33
Max opening without dies (mm)	132
Master die D/L (mm)	99/80
Master die D/L (inch)	3.90/3.15
Motor Power (KW/HP) ³⁾	4.0/5.5 1.5/2.0 (400V 3 Phase)
Oil tank volume	45 L

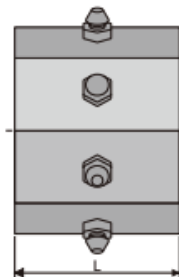
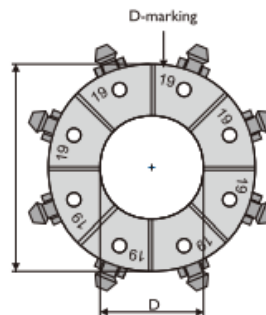
DIMENSIONS (LxWxH)

Machine (mm)	680x600x1400
Machine (inch)	26.8x23.6x55.1
Packaged (mm)	700x820x980
Packaged (inch)	27.6x32.3x38.6

WEIGHT

Machine (kg/lbs)	270/595
Packaged (kg/lbs)	300/661

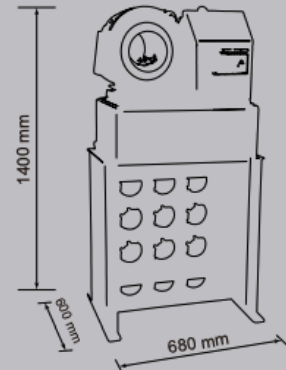
* ACCORDING TO THE FITTING.



- 1) With standard dies. Crimping range can be increased with special dies.
- 2) Theoretical with 10 mm cycle.
- 3) 3-phase/1-phase.
- 4) Maximum opening is the total die travel. Add this value to the minimum crimping diameter of the die set used. The result is the maximum opening of the machine with die set in place.

CONTROL

Control with advanced



DIE SET 32-SERIES

DieSetNo	D (mm)	L (mm)	Crimp. range (mm)
*18506/10	10	55	10.0-12.0
*18506/12	12	55	12.0-14.0
18506/14	14	55	14.0-16.0
18506/16	16	55	16.0-19.0
18506/19	19	55	19.0-22.0
18506/22	22	70	22.0-26.0
18506/26	26	70	26.0-30.0
18506/30	30	70	30.0-34.0
18506/34	34	75	34.0-39.0
18506/39	39	75	39.0-45.0
18506/45	45	90	45.0-51.0
18506/51	51	90	51.0-57.0
18506/57	57	100	57.0-63.0
18506/63	63	110	63.0-69.0
18506/69	69	110	69.0-75.0
*18506/74	74	110	74.0-80.0
*18506/78	78	110	78.0-87.0

* Optional die sets at additional cost

Products images & Specifications may alter prior official notice at any time.