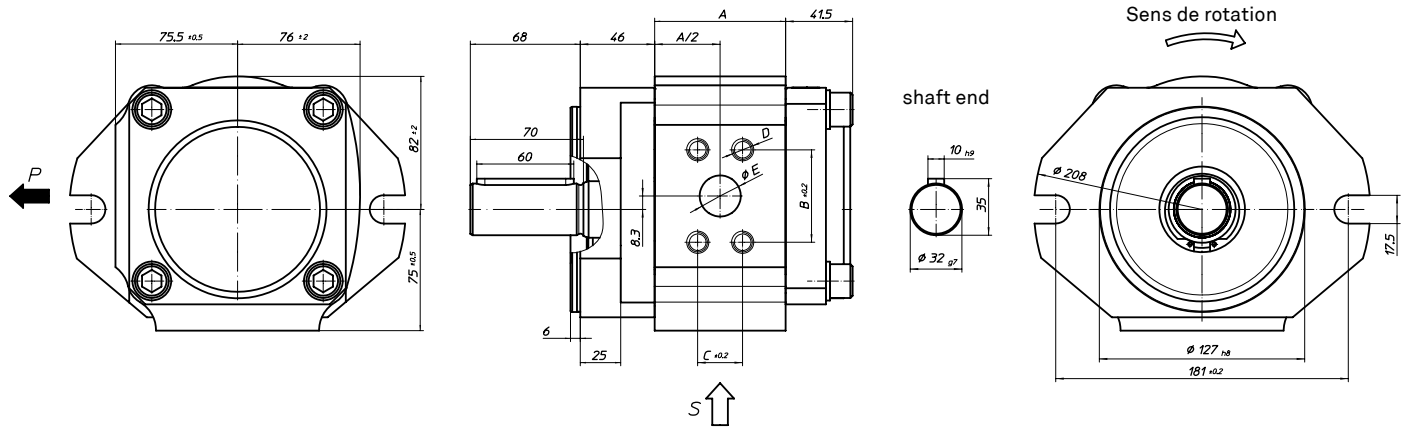


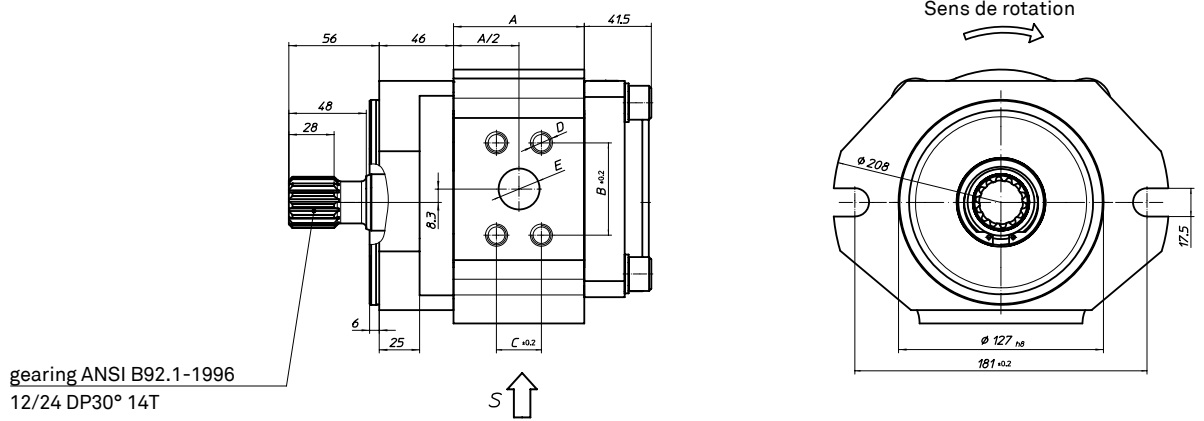
Pump with SAE-C2-bolt flange and straight keyed shaft

Order example: EIPC5-___RA23-1X



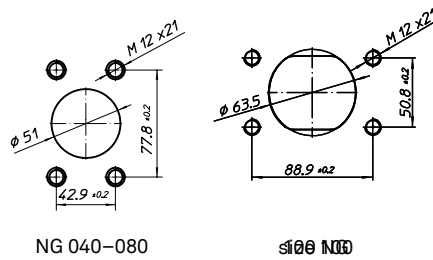
Pump with SAE-C2-bolt flange and splined shaft

Order example: EIPC5-___RB23-1X



gearing ANSI B92.1-1996
12/24 DP30° 14T

suction port S1



NG 040-080

SI00 N00

Suction port: SAE J518, standard pressure series (code 61)

Size	A	B*	C*	D	E
040	61	57,2	27,8	M12x24	25,4
050	69	57,2	27,8	M12x24	25,4
064	81	57,2	27,8	M12x24	25,4
080	93	66,7	31,8	M14x24	31,8
100	109	66,7	31,8	M14x24	31,8

* Pressure port: SAE J518, high pressure series (code 62)